

UW SYSTEM

2020FWD Strategic Framework and 2017-19 Biennial Budget Request AFFORDABLE – ACCOUNTABLE – INVESTABLE

2020FWD: Moving Wisconsin and the World Forward

2020FWD strategic framework forms the basis for the UW System’s 2017-19 biennial budget request



Educational Pipeline



University Experience



Business & Community Mobilization



Operational Excellence

AFFORDABLE: UW System Institutions Most Affordable Options for Students

- Four years of frozen tuition has helped make college more affordable for students in the short-term, but now:
 - Class sizes are increasing and class choices are decreasing which can mean more time to graduate
 - Can harm the quality of students’ experience
- The decision related to tuition costs should be kept at the Board of Regents: they are the closest to the students and need to be able to consider options for 2018 and beyond.

Note: UW Colleges are not included in the tables below because the UW Colleges do not have established peers; they are not technical colleges or community colleges. However, the cost of tuition for a student taking 15 credits of college parallel courses is lower at the UW Colleges than it is at Wisconsin Technical College System.

University of Wisconsin-Milwaukee 2015-16 Resident Undergraduate Tuition and Fees for Academic Year			
Rank	University	2014-15	2015-16
1	Temple University	\$15,096	\$15,688
2	University of Illinois at Chicago	\$14,614	\$14,626
3	Rutgers-Newark	\$13,297	\$13,597
4	Wayne State University	\$12,350	\$12,745
5	University of Cincinnati	\$11,010	\$11,010
6	The University of Texas at Dallas	\$10,864	\$10,864
7	University of Louisville	\$10,432	\$10,744
8	The University of Akron	\$10,260	\$10,509
9	Cleveland State University	\$9,686	\$9,696
10	University of Missouri-Kansas City	\$9,476	\$9,553
11	The University of Toledo	\$9,463	\$9,547
12	University of Wisconsin-Milwaukee	\$9,391	\$9,429
13	University at Buffalo - The State University of New York	\$8,871	\$9,381
14	Georgia State University	\$8,618	\$8,974
15	The University of New Orleans	\$7,392	\$8,004

Data: UW System Integrated Postsecondary Education Data System (IPEDS) Published Tuition and Fees

UW SYSTEM

2020FWD Strategic Framework and 2017-19 Biennial Budget Request AFFORDABLE – ACCOUNTABLE – INVESTABLE

University of Wisconsin-Madison 2015-16 Resident Undergraduate Tuition and Fees for Academic Year			
Rank	University	2014-15	2015-16
1	Penn State	\$17,502	\$17,514
2	University of Illinois at Urbana-Champaign	\$16,759	\$17,086
3	University of Michigan	\$14,336	\$14,729
4	Michigan State University	\$13,954	\$14,333
5	University of Minnesota, Twin Cities	\$13,560	\$13,790
6	University of Wisconsin-Madison	\$10,410	\$10,415
7	Indiana University	\$10,388	\$10,388
8	The Ohio State University	\$10,037	\$10,037
9	Purdue University	\$10,002	\$10,002
10	University of Nebraska-Lincoln	\$8,070	\$8,279
11	University of Iowa	\$8,079	\$8,104

Data: UW System Integrated Postsecondary Education Data System (IPEDS) Published Tuition and Fees

University of Wisconsin Comprehensive Institutions 2015-16 Resident Undergraduate Tuition and Fees for Academic Year			
Rank	University	2014-15	2015-16
1	Michigan Technological University	\$14,040	\$14,930
2	University of Minnesota Duluth	\$12,802	\$13,082
3	Oakland University	\$11,460	\$12,431
4	Central Michigan University	\$11,165	\$11,455
5	University of Illinois at Springfield	\$11,227	\$11,413
6	Grand Valley State University	\$11,028	\$11,363
7	University of Michigan-Dearborn	\$10,952	\$11,304
8	Eastern Illinois University	\$10,959	\$11,229
9	Ferris State University	\$10,556	\$10,836
10	The University of Akron	\$10,260	\$10,509
11	Eastern Michigan University	\$9,663	\$10,417
12	Governors State University	\$9,386	\$10,246
13	University of Michigan-Flint	\$9,694	\$10,005
14	Chicago State University	\$9,846	\$9,994
15	Northern Michigan University	\$9,324	\$9,620
16	St. Cloud State University	\$9,084	\$9,442
17	UW-Stout*	\$9,025	\$9,203
18	Saginaw Valley State University	\$8,691	\$8,968
19	Winona State University	\$8,795	\$8,832
20	UW-La Crosse	\$8,795	\$8,832
21	Western Illinois University	\$8,743	\$8,822

UW SYSTEM

2020FWD Strategic Framework and 2017-19 Biennial Budget Request

AFFORDABLE – ACCOUNTABLE – INVESTABLE

University of Wisconsin Comprehensive Institutions 2015-16 Resident Undergraduate Tuition and Fees for Academic Year			
22	UW-Eau Claire	\$8,743	\$8,822
23	Northeastern Illinois University	\$8,299	\$8,749
24	Indiana State University	\$8,416	\$8,580
25	Bemidji State University	\$8,134	\$8,366
26	Minnesota State University, Mankato	\$7,816	\$8,096
27	Indiana University Southeast	\$7,949	\$8,080
28	UW-Superior	\$7,994	\$8,036
30	UW-River Falls	\$7,751	\$7,937
31	Minnesota State University Moorhead	\$7,574	\$7,836
32	Western Michigan University	\$7,758	\$7,824
33	UW-Green Bay	\$7,758	\$7,824
34	University of Northern Iowa	\$7,749	\$7,817
35	Southern Illinois University Edwardsville	\$7,553	\$7,814
36	UW-Stevens Point	\$7,668	\$7,672
37	UW-Whitewater	\$7,600	\$7,637
38	UW-Platteville	\$7,491	\$7,488
39	Wright State University	\$7,437	\$7,487
40	UW-Oshkosh	\$7,437	\$7,487
41	Youngstown State University	\$7,326	\$7,341
42	UW-Parkside	\$7,326	\$7,341
43	Indiana University–Purdue University Fort Wayne	\$6,905	\$6,986
44	Indiana University Northwest	\$6,854	\$6,963
45	Indiana University South Bend	\$6,827	\$6,949
46	Purdue University Calumet	\$6,830	\$6,893
Notes:			
<ul style="list-style-type: none"> • Asterisk (*) is using per-credit model • UW System Integrated Postsecondary Education Data System (IPEDS) Published Tuition and Fees Data 			

Financial Aid: Major Component of Affordability

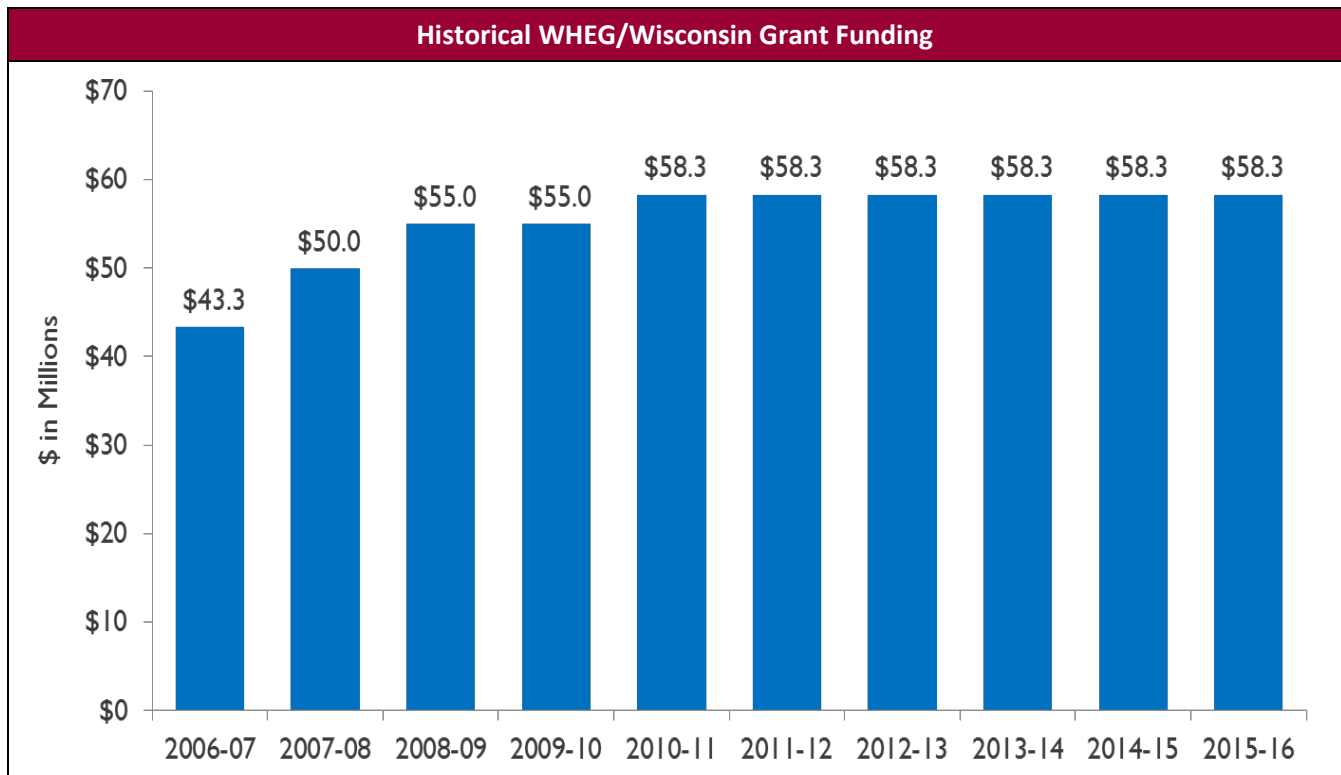
- June 2016: [Board of Regents approved a proposal](#) to recommend increased grant funding for University of Wisconsin students in the 2017-19 biennial budget for the Wisconsin Higher Educational Aids Board (HEAB). HEAB's Board will determine the actual request.
 - 2017-18: \$6,384,100 increase
 - 2018-19: \$6,384,100 increase
 - Total biennium request: \$19,152,300
 - This funding would be provided to HEAB – the UW System does not receive these additional resources.
- State funding for the Wisconsin Grant Program has remained flat since 2010-11 at \$58.3 million

UW SYSTEM

2020FWD Strategic Framework and 2017-19 Biennial Budget Request AFFORDABLE – ACCOUNTABLE – INVESTABLE

Who Receives Wisconsin Grants		
<i>Awards to UW resident undergraduate students with expected family contributions (EFC) of \$4,500 or less</i>		
48.8% of recipients had EFC of \$0	2016-17 Minimum Award: \$584	2016-17 Maximum Award: \$2,384

Wisconsin Grant Awards to UW System Undergraduates		
<i>Available to Wisconsin Residents Only</i>		
Year	Recipients	Average Grant
09-10	25,624	\$2,161
10-11	30,344	\$1,962
11-12	30,675	\$1,901
12-13	31,758	\$1,835
13-14	32,880	\$1,773
14-15	32,885	\$1,773



UW SYSTEM


2020FWD Strategic Framework and 2017-19 Biennial Budget Request

AFFORDABLE – ACCOUNTABLE – INVESTABLE

Accountable

UW System Accountability Dashboard


The University of Wisconsin System Accountability Dashboard includes a broad spectrum of higher education performance measures that reflect UW System's strategic priorities or are required by state legislation. Click on a topic to learn more.



Access



Progress & Completion




Cost & Efficiency



Undergraduate
Experience



Faculty & Staff



Economic Development



Institution Highlights



About the UW System


DATA ONLINE:

www.wisconsin.edu/accountability

Access
Progress & Completion
Cost & Efficiency
Undergraduate Experience
Faculty & Staff
Economic Development
Institution Highlights
About the UW System

Investable

UW System Institutions
Impact on Wisconsin's
Economy



10-1 Return on Investment
\$15+ Billion Annually

Lumina's Foundation *A Stronger Nation* report:

- No decline in the number of jobs requiring at least a bachelor's degree during the recession
- 99% of job growth has required at least some postsecondary education

UW SYSTEM

2020FWD Strategic Framework and 2017-19 Biennial Budget Request AFFORDABLE – ACCOUNTABLE – INVESTABLE

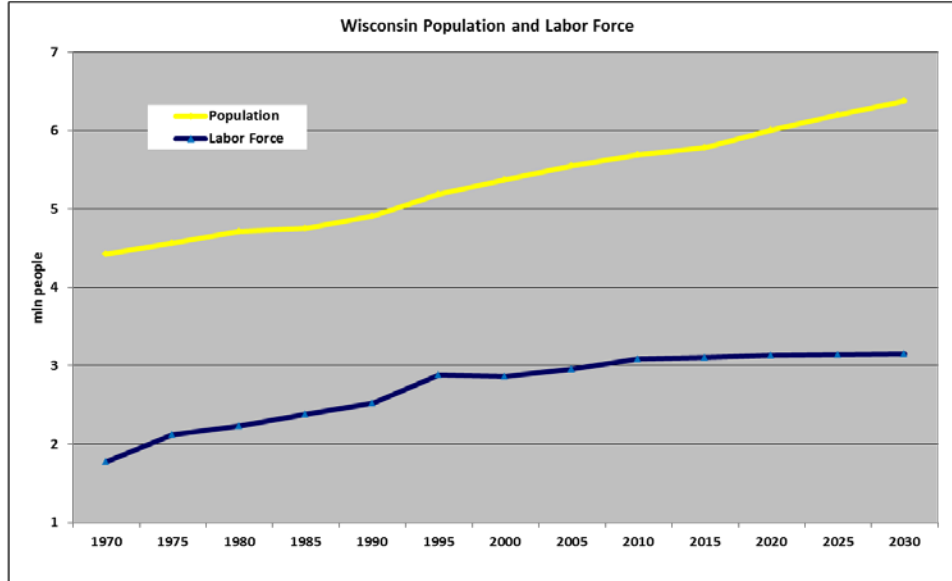
State General Purpose Revenue (GPR)

Affordability Components				
Tuition/Fees	Time to Graduate	Financial Aid	State GPR	Cost to Deliver

Educating More Students with Less State GPR <i>UW System Funding – Change in Headcount Enrollment</i>			
Fiscal Year	Total System Enrollment	State GPR Funding (Less Debt Service)	Funding Per Student
1999-00	158,844	\$872,625,336	\$5,494
2015-16	178,571	\$802,442,700	\$4,494
Change	+19,727	-\$70,182,636	-\$1,000

Note: Total budgeted State GPR is higher, largely due to the State refinancing of debt. However, after removing debt service, funding for operations has declined more than \$70 million.

Wisconsin's Workforce Is Shrinking Compared to Growing State Population



Source: DWD Workforce Presentation including information from DOA, DWD, LMI and OEA data

No Cost-to-Continue in
biennial budget request

=

\$88M savings in GPR over
last six biennia



\$362M in State
GPR FY2012-17

Funding for New 2020FWD
Initiatives:

\$42.5 million State GPR
[less than cost-of-living adjustment]

UW SYSTEM

2020FWD Strategic Framework and 2017-19 Biennial Budget Request AFFORDABLE – ACCOUNTABLE – INVESTABLE

Capital Budget Request

General Fund Capital Bonding Request			
2017-19 Request: \$454,632,000	\$100M in “All Agency Funds” (UW System has never requested before)	Only <u>one</u> State GPR project is for new building (Platteville mechanical engineering bldg)	All other projects are renovation, remodeling or rehabilitation
<i>Notes:</i>			
<ul style="list-style-type: none">• Program Revenue Capital 2017-19 Bonding Request will be \$191,687,000. All of those projects are funded entirely by UW System institutions.• Capital projects are available online: www.wisconsin.edu/capital-planning/capital-budget/capital-plan/			

Flexibilities

- Flexibilities help the UW save students and taxpayer money. The state has worked to provide more flexibility over recent years, and additional procurement and revenue bonding flexibility will allow us to better compete with our peers.
- **Program Revenue Bonding:** UWSA would like to pursue new statutory language that authorizes the Board of Regents to issue revenue bonds for program revenue funded projects.
 - The Legislature would authorize a bond ceiling, and the State Building Commission would release the bonds in the amounts requested by the University.
 - DOA bonding staff would handle the issuance and sale of revenue bonds, while the university would manage the projects. This new process will be critical to successfully pacing our capital projects.
 - *Note: the Department of Transportation currently uses this mode to secure bonding for state roads.*
- **Procurement:** UWSA would like direct procurement authority from the legislature to purchase only specialized goods and services most critical to meeting higher education needs. In the past, this limited flexibility required DOA delegation to the UW System, and we would like this flexibility delegated directly to UW System.